

## Biketour "The big circuit"

*With accommodation, MTB guide and more...*



### Get ready to go cycle a circuit of epic proportions

**Seven days and six nights.** Departure from Bariloche. Lake crossing by catamaran to the myrtle forest. Cycle along the route of the 7 lakes, to Lake Meliquina, and return to Bariloche pedaling along the wonderful path of "Paso Córdoba".

Average daily rides will be of 50km.

This proposal is developed for amateur cyclists who want to experience an organized group bikeoturing trip, without the inconvenience of camping and cooking.

The route is designed to sleep in lodgings and eat in buffets or restaurants. In addition to the comfort of a bed and good food, you will have the advantage of carrying less weight during pedaling. On this journey we will cross 3 national parks

ver [PN Nahuel Huapi](#)

ver [PN Lanín](#)

ver [PN los Arrayanes](#)

### Tour calendar

Check trip dates on our calendar

[Click here](#) to see travel dates. If you have a group of 10 or more people, it is possible to agree on a date of your choice.

### [SEE CALENDAR](#)

[Click here](#) to see route



Tip: Clic the [links](#) to see additional or complementary information





## What does this trip include?

Seven lakes road + Small circuit + Myrtles forest + paso Córdoba road

The Big Circuit is the trip with the greatest geographic diversity that we can do in Patagonia. We tour the Cordillera de los Andes, with its mountains, forests and lakes. We will also visit the pre-cordillera and Patagonian steppe area, with striking rock formations and crystalline rivers. We will also make a lake crossing by boat from the Llao Llao area to the famous Myrtles forest.

**Biketour El Circuito Grande**

7 days



6 nights



Guide



Accommodation 6 nights



Catamarán | Lake tour from Llao Llao area to the myrtles forest



Acces to national parks. NP Los Arrayanes, NP Nahuel Huapi y NP Lanín



Bicycles 29er Gt Avalanche, Cube Aim or Fuji Nevada for 7 days



Support vehicle – Pick-up 4x4 with tráiler, spare bikes and mechanical assistance



Support vehicle – Minibus with 15 seats and room for luggage



Personal accident insurance (does not include bikes)



Breakfast included. Water and fruits available in the support vehicle during the rides. Lunch and dinner are paid separately. It is possible to include meals in the package if the characteristics of the tour require it or if the participants request it.

# Day 1

## From the center of Bariloche to Villa Llao Llao

10:00 a.m. Welcome to Patagonia Bike trips. In the center of Bariloche

Briefing, equipment preparation, reading and explanation of the route.

11:00 am We begin the ride towards Villa Llao Llao.

The first day we start pedaling west. We are going to tour the southern coast of Lake Moreno and the Circuito Chico. At noon we stop in "Colonia Suiza" for lunch and a brief rest.

6:00 p.m. Arrival at Villa Llao Llao. We spend the night at Gran Hotel Panamericano

9:00 p.m. Dinner.

Total distance: 45 km

Paved 78% Gravel 22%



[More info stage 1](#)

## Day 2

### From Villa Llo Llo to Lake Correntoso

8:30 a.m. Breakfast

9:30 a.m. We head to Puerto Pañuelo

10:00 a.m. We board the Turisur catamaran with our bicycles and enjoy the most famous lake tour in Bariloche.

12:00 pm Arrival at the myrtles Forest – 11km singletrack ride. We cross the Quetrihué peninsula (Los Arrayanes National Park) to Villa la Angostura.

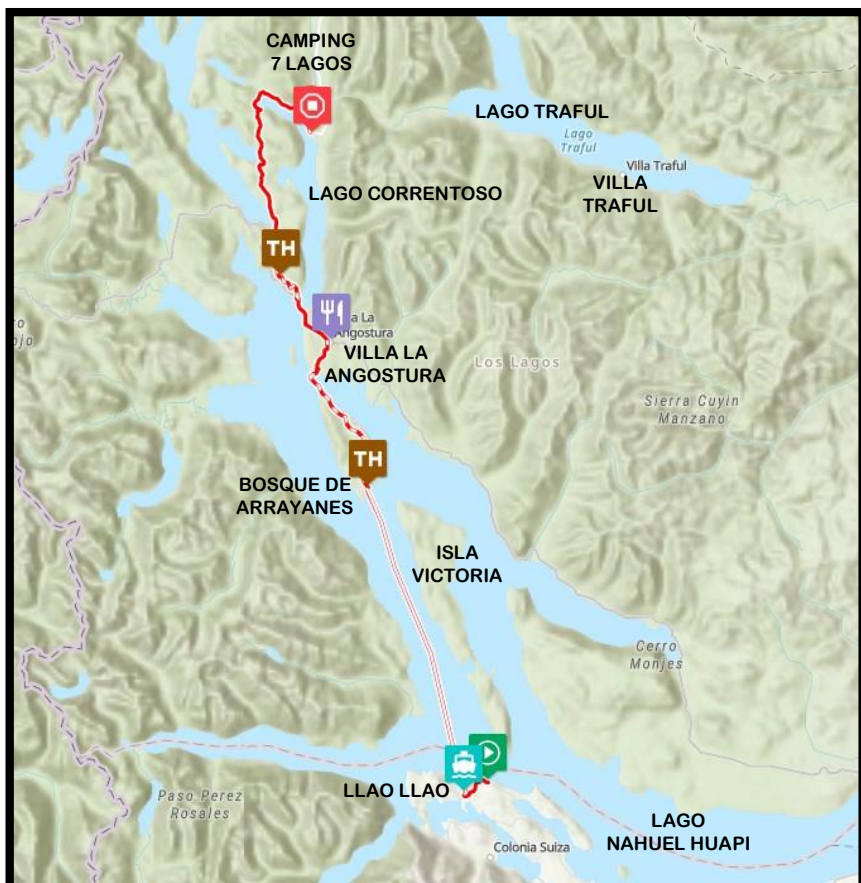
2:00 p.m. Arrival at Villa la Angostura. We have lunch and take a brief rest

3:00 p.m. The route of the 7 lakes begins. We continue pedaling to Hostería 7 Lagos

6:00 p.m. Arrival at the inn. End of the stage.

9:00 p.m. Dinner – We spend the night at the 7 Lakes inn on Lake Correntoso, or in the domes of Mirror Lake, depending on availability.

Total distance: 43 km                      Paved 59%    Gravel 41%



[More info stage 2](#)

## Day 3

### From Lake Correntoso to Lake Hermoso

9:00 a.m. Breakfast

10:00 a.m. We begin cycling to Lake Falkner.

2:00 p.m. Lunch and brief rest on Falkner Lake beach

3:00 p.m. We continue the ride towards Lago Hermoso

6:00 p.m. Arrival at Lago Hermoso. We stay at Villa Pudú Pudú or in the “dormis” at the Lago Hermoso campsite.

9:00 p.m. Dinner.

Total distance: 46 km

Paved 92% Gravel 8%



Beach Lake Falkner



[More info stage 3](#)

# Day 4

## From Lago Hermoso to Lake Filo Hua-Hum

9:00 am Breakfast

10:00 a.m. We start pedaling. Last section of the 7 lakes road

11:00 a.m. Arrival to Machonico Lake Viewpoint

12:00 p.m. We leave behind the route of the 7 lakes and head towards Villa Meliquina

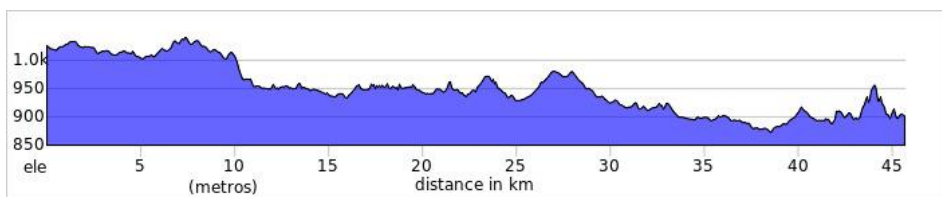
1:00 p.m. Arrival in Meliquina. Rest and lunch by the lake

2:00 p.m. We start riding south. Paso Córdoba gravel road begins

4:00 p.m. Arrival at Hua Hum Lake. End of the stage

Total distance: 46 km

Paved 22% Gravel 78%



[More info stage 4](#)

## Day 5

### From Hua Hum Lake to Confluencia

9:00 am Breakfast

10:00 a.m. We start pedaling. The toughest section of the trail begins. A long climb awaits us. The climb ends at a beautiful viewpoint.

1:00 p.m. Arrival to Cordoba Pass Viewpoint. Lunch.

2:00 p.m. The descent begins. Gravel descent to the confluence area.

4:00 p.m. Arrival at Confluencia. End of the stage.

We spend the night in a hotel overlooking the confluence of the Traful and Limay rivers

8:00 p.m. Dinner

Total distance: 46km

Paved: 0% Gravel: 100%



[More info stage 5](#)

## Day 6

### From Confluencia to Dina Huapi

9:00 am Breakfast

10:00 a.m. We begin pedaling south along route 237. Asphalt section with little unevenness. We will see the "Enchanted Valley" on our right side

12:00 p.m. We arrive at Villa Llanquin. Lunch at the Maroma Lodge.

1:00 p.m. Rural road begins. We border the Limay River

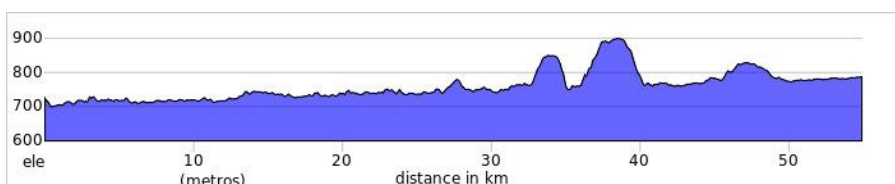
4:00 p.m. Arrival at Dina Huapi. End of the stage.

We stay at the Roadside Inn and have dinner in Lowther Brewery.

8:00 p.m. Dinner

Total distance: 55km

Paved: 50% Gravel: 50%



[More info stage 6](#)



## Day 7

From Dina Huapi to Bariloche, along the “La Paloma” circuit

9:00 am Breakfast

10:00 a.m. The last stage begins. We are going to pedal along a rural road beside the Ñirihuau River.

12:00 p.m. Arrival at the “green bridge”.

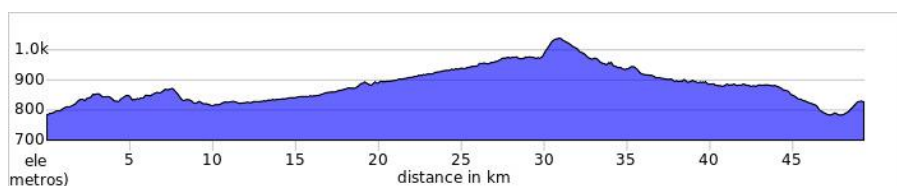
1:00 p.m. Descent begins. We head down to Bariloche. Last kilometers to finish the adventure

4:00 p.m. Arrival in Bariloche. End of the adventure

8:00 p.m. Farewell dinner

Total distance: 50km

Paved: 15% Gravel: 85%



[More info stage 7](#)

## Lodgings \*can be replaced by lodgings of similar category in case of no availability



### [Gran Hotel Panamericano](#) – Villa Liao Liao

Gran Hotel Panamericano is the recommended option for those guests looking for a high level of comfort and gastronomic excellence with the best views of Bariloche.

Located by the Lake Nahuel Huapi, surrounded by forests and mountains, it offers a beautiful panoramic view of our Argentine Patagonia. Its common spaces invite you to enjoy a unique stay in a privileged setting, ideal for disconnecting from everyday life and connecting with nature.



### [Hostería 7 lagos](#) – Lake Correntoso

Located within the 7 Lagos campsite, in front of Lake Correntoso, it stands out for its warmth and is located a few meters from the beach. It also has a barbecue area and grill, where it is possible to cook outdoors and spend an unforgettable night sharing anecdotes and stories with the group.



### [Villa Pudú Pudú](#) - Lake Hermoso

Authentic country house. Located on the shores of the Pudú Pudú lagoon, a few kilometers from Lake Hermoso. It has free kayaks and a dock with a wonderful view. Ricardo, your host, is a kind and helpful person. He will make sure that our stay in the house is memorable.



### [Camping Hua Hum](#) – Lake Hua Hum

Camping with a privileged view. Located in Hua Hum lake. It has small cabins and glamping tents. Get ready for an outdoor evening covered in stars in an extraordinary location. Hot showers and home-cooked food available on site!

## Lodgings \*can be replaced by lodgings of similar category in case of no availability



### Hostería Confluencia – Valle Encantado

This classic inn is located between the Limay and Traful rivers. It has a wonderful view of the Enchanted Valley and it is run by its owners.

The peace of this place invites us to rest and contemplate the surroundings. It has a nice restaurant and comfortable rooms with basic services.



### Posada del camino – Dina Huapi

Our last accommodation of the journey is a cabin complex in the town of Dina Huapi. It has all the services and amenities. It has a small heated pool where you can relax body and muscles after pedaling so many kilometers.

## Photographs of the tour

All published photos correspond to the Big Circuit route. They were taken out at different seasons of the year by our clients or by us. Some photos are from our organized tours, and others are from our clients private trips.



Viewpoint - Circuito Chico




Circuito Chico – San Carlos de Bariloche




Arrayan port – Quetrihue peninsula



Catamarán – Lake Nahuel Huapi



Singletrack casa de Piedra- Bariloche



The seven lakes road



The seven lakes road



Viewpoint Paso Cordoba



Stream Gutierrez - Bariloche



Paso Córdoba



## Tour map



**Start:** Bariloche (centre)

**Finish:** Bariloche (centre)

**Stops:**

Night 1 - Villa Llo Llo – Hotel Panamericano

Night 2 – Lake Correntoso - Hostería 7 lagos

Night 3 – Lake Hermoso - Villa Pudú pudú

Night 4 – Lake Hua Hum – Camping hua hum

Night 5 – Confluencia – Hostería confluencia

Night 6 – Dina Huapi – Posada del Camino

**Total distance on bike:** 323 km

**Total distance on boat:** 23 km

**Start altitude:** 820 metros above sea level

**Finish altitude:** 820 metros above sea level

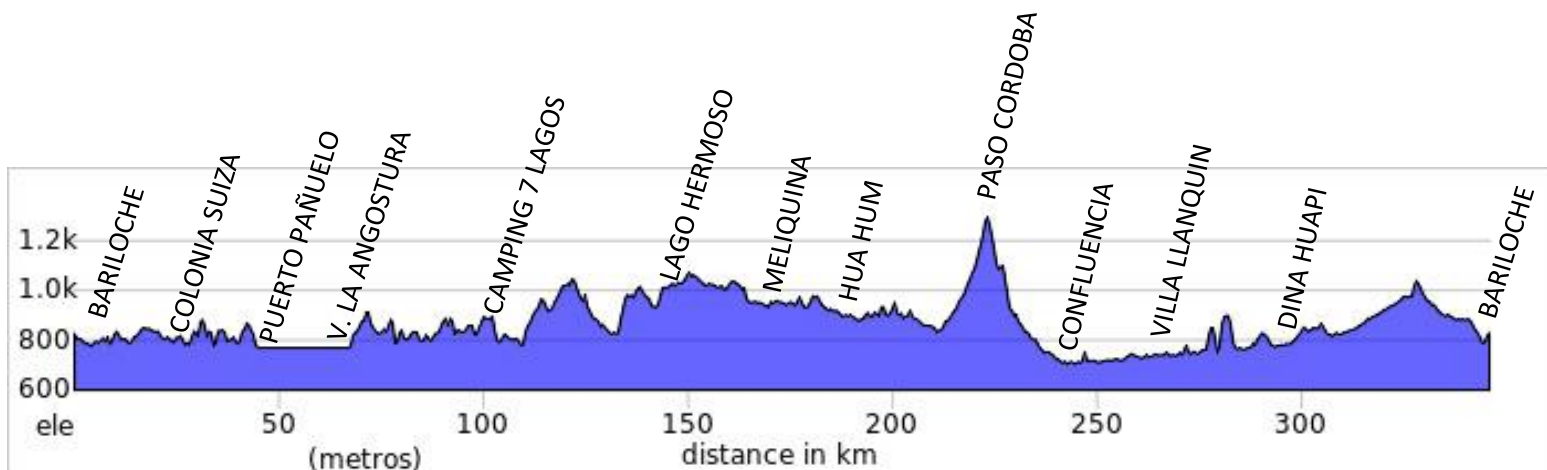
**Max altitude:** 1300 metros above sea level

Stages are represented in different colours

## Altimetry Circuito Grande

**VER RUTA Y ALTIMETRÍA EN**

**[www.ridewithgps.com](http://www.ridewithgps.com)**



John o'Connor 290 – Bariloche – Cel. +54 9 2944 804996 – [www.patagoniabiketrips.com](http://www.patagoniabiketrips.com) – [h.riding.bariloche@gmail.com](mailto:h.riding.bariloche@gmail.com)

## Recommended clothing and elements

### CLOTHING

Sunglasses

Padded cycling shorts

Long-sleeved or thermal shirt

Lightweight and compactable down jacket

Micro fleece jacket

Sports or outdoor pants

Synthetic underwear

“Crocs” or sandals

Hydration bag (camelback)

Cycling gloves

Quick dry t-shirt

Waterproof windbreaker

Swimwear

Outdoor Shorts

Cycling socks

Light trekking shoes

Small backpack (max 20 lts)

### HYGIENE AND PERSONAL ITEMS

Power bank (charged 100%)

Plastic / nylon bags

Toothbrush and toothpaste

Sunscreen, lip protector

First aid kit - Painkillers

Microfiber towel

Soap and shampoo

Cash, iD, Passport, medical insurance

Toilet paper, wet wipes



**IMPORTANT:** Avoid heavy and bulky clothing.

Avoid 100% cotton garments, since if they get wet, they take a long time to dry.

Take only the essentials, calculating the number of days you will be pedaling.

The less luggage you bring, the lighter you will travel, and the more you will enjoy!

Remember that campsites and supply shops do not accept cards. Take cash always.

**TRAVEL INSURANCE:** participants must present up-to-date medical insurance or travel insurance

If you have any hobbies, feel free to bring it with you and share it with the group

**EXAMPLE:** card deck, small musical instrument, compact board game, fishing rod, professional camera, favorite book, etc.



## Equipment

### Mountain bikes

GT Avalanche 2.0

Cube Attention SL

Fuji Nevada 1.5

**E-bikes available with additional cost**

\*All bicycles include IXS Kronnos helmet, lock, hand pump, allen multitool, chain tool, tire repair kit, bottle 750 cm<sup>3</sup>, bottle cage, tool bag, slime seal inside tube, phone holder, spare tube, extra comfortable seats with memory foam technology.

## Mountain Bike PRO

### Bicycle - Fuji Nevada 1.5



18 speed (2x9)

Shimano Alivio

Fork 100 mm Suntour coil

Hidraulic brakes

Wheel size 29



## Bicycle - GT Avalanche Comp



27 speed (3x9)

Shimano Alivio

Fork 100mm RST coil

Hidraulic brakes

Wheel size 29



## Bicycle CUBE Aim SL



27 speed (3x9)

Shimano Deore

Fork 100mm Suntour coil

Hidraulic brakes

Wheel size 29



## Hybrid bicycle – Vairo ebike \*with additional cost



- 10 speed 1x10
- Shimano Alivio
- Suntour coil 100mm fork
- Central engine 250 watts 80NM torq
- Hydraulic brakes
- Wheel size 29
- Charger

**VAIRO**  
BIKES

## Tandem bicycle R.29



- 18 speed 2x9
- Shimano Alivio
- Size front M-L rear S-M
- Shimano hydraulic brakes
- Wheel size 29



**nitzsche**  
fabricación de bicicletas



*IMPORTANT: The helmet is included with the bike, however we recommend that you bring your own, as it is a very personal item.*



## Accesories included with the bike



IXS Kronnos Helmet



Multivalve hand pump



Bottle cage



Tool Bag



Chain tool



Allem multi-tool



Lock



Bottle 750 cm3



Phone holder

## Accesories included with the bike



Extra tube + Halawa TAMAL



Slime puncture seal inside tube



Super comfortable seats  
With Memory Foam technology  
Comes with PRO and Premium bicycles



Tube repair kit – Spare Links

## Support vehicle and luggage transfer

Our tours include a pick-up type vehicle, and a minibus that will provide us safety and support throughout the trip. Its functions are very important for cyclists to have a positive and safe experience. We describe them below

- 1- Transport of luggage
- 2- The vehicle always goes behind the pack, closing the tour so as not to leave anyone behind
- 3- If somebody feels bad or is too exhausted, he can jump on the van to finish the stage
- 4- In the event of a fall, the vehicle can transport injured cyclists or damaged bicycles to an assistance point.
- 5- If a stage is cancelled, support vehicles can transport bikes, cyclists and luggage to the next stage.




**IMPORTANT:** Support vehicle capacity is **LIMITED**. For this reason we ask the participants to be considered when preparing their suitcase for the tour. You must take a small carry-on type suitcase or a handbag for five days. An overloaded vehicle will have no place to transport people in case of emergencies, or bicycles in case of breakages.

If you have excess luggage, you can send it to San Martin de los Andes (with additional cost) or leave it in our store until the end of the journey.



## Services provided by third parties – Scope and responsibility

Catamarans are large and reliable vessels. They can sail in strong winds and rarely call off a trip



Exceptional late snowfall in early November. Sometimes wind, rain or snow can complicate or impede circulation at some stage.



A bicycle trip involves several services provided by different companies, which must be coordinated for the journey to be smooth and successful.

On this tour we will sleep and eat in different establishments each day. We will also sail on a tourist catamaran belonging to the [TURISUR](#) company or the [CAU CAU](#) company, depending on availability, departure dates and time of year.

We will ride through 3 parks managed by the [National Administration of National Parks](#).

If for some reason, any of these companies or organizations call off a service, or temporarily don't allow circulation in a sector due to weather or safety reasons, we may be forced to modify the route or schedule without prior notice.



**IMPORTANT:** The tour guide has the right to modify, alter or suspend one or more stages of the trip, always ensuring the safety and integrity of the group and when a situation of force majeure so requires.



## Que dicen nuestros pasajeros?



**Elise Neyret**

3 opiniones

★★★★★ Hace un año

Yes Thanks for everything!!

We didn't know how to explore the 7 lakes and thanks to Patagonia Bike Trips we found an amazing way to do it! 7 days on the Big Circuit, an experience we will never forget!

Everything was perfect, the bikes were awesome with all the necessary equipment for the adventure :)

A trustworthy company, attentive to each project and available in case of doubts or technical concerns: we recommend it!

Thank you for allowing us to get off the "beaten path" and for sharing such good tips to discover this magnificent region.

[See more google reviews](#)



**Carolina Kelly**

8 opiniones

★★★★★ Hace un año

I did Multiadventure Rio Manso... I think the words that most define this adventure are: you can't miss it. It is an exceptional trip. The places you know make your heart beat. It is a journey to learn a lot about yourself and about teamwork. It has a lot, a lot of adrenaline, adventure and laughter...

The tour is perfectly organized, they have a PDF in which the characteristics of each stage are explained (and it is exactly as it is written there). The accommodations are super clean and pleasant environments. Rafting is very good!

Nico and Lucas will give you information during the trip and suggest extras that you can do on foot if you want to continue exploring at the end of each day. They are super present all the time!





## Contact



Lucas Lauryssens  
Coordinator Biketour 7 lakes by Traful  
E-Mail: [lucaslaurysens@gmail.com](mailto:lucaslaurysens@gmail.com)  
Whatsap: +54 9 2944 532470

**Administration**  
Whatsap: +54 9 2944 804996  
E-mail: [h.riding.bariloche@gmail.com](mailto:h.riding.bariloche@gmail.com)  
Website: [www.patagoniabiketrips.com](http://www.patagoniabiketrips.com)  
Instagram: [@cyclingpatagonia](https://www.instagram.com/cyclingpatagonia)

Clic here to watch [PRESENTATION VIDEO PATAGONIA BIKE TRIPS](#)



John o'Connor 290 – Bariloche – Cel. +54 9 2944 804996 – [www.patagoniabiketrips.com](http://www.patagoniabiketrips.com) – [h.riding.bariloche@gmail.com](mailto:h.riding.bariloche@gmail.com)





## Inspiration

Throughout our lives we search for inspiration and ideas from people or organizations that refer to what we want to undertake. This is my little tribute to those people, websites and magazines that inspired me to create [patagoniabiketrips.com](http://patagoniabiketrips.com), and continue to do so to this day.

In these websites you will find quality information to make all your biketouring projects come true



[Lavidadeviaje.com](http://Lavidadeviaje.com)



[Nacionsalvaje.com](http://Nacionsalvaje.com)



[Bikepacking.com](http://Bikepacking.com)



[Bicycletouringpro.com](http://Bicycletouringpro.com)

## Social media & networks

Explore our social media networks, you will find updated information on routes, excursions and cycling trips.



[patagoniabiketrips.com](http://patagoniabiketrips.com)



[Google profile](#)



[@cyclingpatagonia](#)



[FB cyclingpatagonia](#)



[Canal Patagoniabike](#)

## Equipment

We offer high quality bikes and gear, so that your travel experience is perfect.



[Halawa panniers](#)



[Accesorios MTI](#)



[CUBE Bikes](#)



[GT Bicycles](#)



[FUJI Bikes](#)



[Nitsche – Cycletouring bicycles](#)

John o'Connor 290 – Bariloche – Cel. +54 9 2944 804996 – [www.patagoniabiketrips.com](http://www.patagoniabiketrips.com) – [h.riding.bariloche@gmail.com](mailto:h.riding.bariloche@gmail.com)

